

CONCEPT **PAINTS**®

TECHNICAL DATA SHEET

30% GLOSS ACRYLIC CLEAR

PRODUCT DESCRIPTION

This acrylic based clear lacquer has been specifically designed to give a satin finish to wooden surfaces. The use of special raw materials ensures a smooth even finish that has excellent flexibility, hardness and water resistance.

PRODUCT AND ADDITIVES

- Concept 30% Gloss Acrylic Clear
- Concept Lacquer Thinner


SUITABLE SUBSTRATES

- Concept 1K Timber Sealer.
- Concept 2K Timber Sealer (4:1).

MIXING RATIO




- 1 part Concept 30% Gloss Acrylic Clear by volume.
- Up to 40% reduction by volume with Concept Lacquer Thinner.

SPRAY GUN AND PRESSURE

SPRAY GUN & PRESSURE:	<ul style="list-style-type: none">• Gravity/Suction feed 2.00mm tip.• Pressure is approximately 300 – 400 kPa.	
--------------------------	---	---

APPLICATION

- Stir thoroughly before use.
- All surfaces must be thoroughly sanded prior to application. Ensure all surfaces are clean and free from loose particles.
- Apply two to three coats.

SPRAYING VISCOSITY:	<ul style="list-style-type: none"> • 18 – 19 seconds B4 cup at 25°C. 	 18-19 SECONDS
FLASH-OFF TIME:	<ul style="list-style-type: none"> • 5 minutes between coats at 25°C. 	
DRYING:	<ul style="list-style-type: none"> • 40 – 60 minutes at 25°C for a Dry Film Thickness of 40 – 50 Micron. 	

TECHNICAL INFORMATION

COLOUR:	Hazy
COVERAGE:	3.5 m ² /L @ 50 Micron Dry Film Thickness.
VOC:	723 g/L
GLOSS:	30% at 60°
PACKAGING:	20LT
ITEM CODE:	A15/30CLEAR
SHELF LIFE:	12 Months

The above information is reliable and accurate to the best of our knowledge at the time of preparation. Any recommendations or suggestions made are without warranty or guarantee. Users assume all responsibility since the conditions of use are beyond our control.

REVISED: 20 May 2015

REPLACES ISSUE: 20 June 2013

30% Gloss Acrylic Clear

Page 2 of 2