



TECHNICAL DATA SHEET

1K BUMPER BAR PRIMER

PRODUCT DESCRIPTION

Concept's 1K Bumper Bar Primer has been specifically designed for use on bumper bars. It is a fast drying flexible primer that is easy to sand and provides excellent adhesion to most plastic surfaces.

PRODUCT AND ADDITIVES

- Concept 1K Bumper Bar Primer.
- Concept Multi-Thinner


SUITABLE SUBSTRATES

- Sound existing finishes.
- New Plastic bars and after market bars.
- Glass reinforced polyester.

MIXING RATIO





- 2 parts Concept 1K Bumper Bar Primer, by volume.
- 1 part Concept Multi-Thinner by volume (50% Reduction).

SPRAY GUN AND PRESSURE

SPRAY GUN & PRESSURE:	<ul style="list-style-type: none">• 1.4 - 1.8 mm tip with a gravity feed gun.• Pressure at 300 – 400 kPa	
-----------------------	---	---

APPLICATION

- All surfaces must be thoroughly sanded and cleaned with Concept Antistatic Cleaner prior to application.
- Apply two to three even coats.

SPRAYING VISCOSITY:	<ul style="list-style-type: none"> • 20 – 23 seconds B4 cup at 25°C. 	 20-23 SECONDS
FLASH-OFF TIME:	<ul style="list-style-type: none"> • 5 minutes between coats at 25°C. 	
DRYING:	<ul style="list-style-type: none"> • 40 – 60 minutes at 25°C for a Dry Film Thickness of 50 – 80 Micron. 	
SANDING:	<ul style="list-style-type: none"> • Wet sand thoroughly with either P600 for solid paint or no less than P800 for metallic colours. 	

TECHNICAL INFORMATION

COLOUR:	Beige
COVERAGE:	3.5 m ² /L @ 80 Micron Dry Film Thickness.
VOC:	592 g/L
PACKAGING:	1LT, 4LT, 20LT
ITEM CODE:	A03D/BUMPP
SHELF LIFE:	12 Months

The above information is reliable and accurate to the best of our knowledge at the time of preparation. Any recommendations or suggestions made are without warranty or guarantee. Users assume all responsibility since the conditions of use are beyond our control.

REVISED: 08 April 2013

REPLACES ISSUE: 8 December 2009

1K Bumper Bar Primer

Page 2 of 2