



TECHNICAL DATA SHEET

ACRYLIC SATIN PAINT

PRODUCT DESCRIPTION

This is a flexible factory pack acrylic paint, which has been designed as a satin finish specifically for use on bumper bars.

PRODUCT AND ADDITIVES

- Concept 1K Bumper Bar Paint
- Concept Acrylic Thinner
- Concept Retarder Thinner


SUITABLE SUBSTRATES

- Sound existing finishes.
- New bumper bars primed with Concept Plastic Primer.

MIXING RATIO




- 1 Part Concept Acrylic Satin paint by volume
- 1 Part Concept Acrylic Thinner by volume
- If needed add 5 – 10% Retarder Thinner by volume to minimise blooming.

SPRAY GUN AND PRESSURE

SPRAY GUN & PRESSURE:	<ul style="list-style-type: none">• 2.0mm tip with a suction feed gun• Pressure is 350 – 400 kPa. (The same condition applies for gravity feed)	
-----------------------	--	---

APPLICATION

- Except for surfaces primed with Concept Plastic Primer, all other surfaces must be thoroughly sanded and cleaned with Concept Wax & Grease Remover prior to application.
- Apply two to three even coats.

SPRAYING VISCOSITY:	<ul style="list-style-type: none"> • 18 – 19 seconds B4 cup at 25°C. 	
FLASH-OFF TIME:	<ul style="list-style-type: none"> • 5 minutes between coats at 25°C. 	
DRYING:	<ul style="list-style-type: none"> • 40 – 60 minutes at 25°C for a Dry Film Thickness of 40 – 50 Micron. 	

TECHNICAL INFORMATION

COLOUR:	Black, EA Grey or VN Grey
COVERAGE:	5 m ² /L @ 50 Micron Dry Film Thickness.
GLOSS:	Satin
VOC:	Black: 648 g/L, EA Grey: 641 g/L, VN Grey: 647g/L
PACKAGING:	1LT, 4LT, 20LT
ITEM CODE:	A03D/ASAT
SHELF LIFE:	12 Months

The above information is reliable and accurate to the best of our knowledge at the time of preparation. Any recommendations or suggestions made are without warranty or guarantee. Users assume all responsibility since the conditions of use are beyond our control.

REVISED: 14 June 2013

REPLACES ISSUE: