



TECHNICAL DATA SHEET

SERIES 200 - EQUIPMENT ENAMEL SYSTEM

PRODUCT DESCRIPTION

Offering a large range of colour formulations, this fast drying equipment enamel produces a high gloss paint film. It has excellent adhesion to most surfaces and provides very good metal protection.

PRODUCT AND ADDITIVES

- 14 Tinters
- 1 Metallic
- 1 Flattening Base (Matting Agent)
- 1 Drier
- Concept Enamel Thinner




SUITABLE SUBSTRATES

- Concept Enamel Primer
- Concept Zinc Phosphate Primer
- Concept 1K Etch Primer
- Concept Universal 4000 Primer
- Sound Enamel surfaces.

MIXING RATIO




- Up to 20% reduction with Concept Enamel Thinner may be required.

SPRAY GUN AND PRESSURE

SPRAY GUN & PRESSURE:	<ul style="list-style-type: none">• Use 1.5 - 2.0mm gravity feed or suction feed guns.• Pressure at 300 – 400 kPa.	
-----------------------	---	---

APPLICATION

- All surfaces must be thoroughly sanded and cleaned with Concept Wax & Grease Remover prior to application.
- Apply one light coat and one even full coat. Avoid heavy wet coats.

SPRAYING VISCOSITY:	<ul style="list-style-type: none"> • 16 – 19 seconds B4 cup at 25°C. 	 16-19 SECONDS
FLASH-OFF TIME:	<ul style="list-style-type: none"> • 5 minutes between coats at 25°C. 	
DRYING:	<ul style="list-style-type: none"> • 4 – 5 hours at 25°C for a Dry Film Thickness of 40 – 50 Micron. 	

TECHNICAL INFORMATION

COLOUR:	Large Range of Colour Formulations Available
COVERAGE:	6 m ² /L @ 50 Micron Dry Film Thickness.
GLOSS:	Full
PACKAGING:	4LT, 20LT
ITEM CODE:	G1C/2
SHELF LIFE:	12 Months

The above information is reliable and accurate to the best of our knowledge at the time of preparation. Any recommendations or suggestions made are without warranty or guarantee. Users assume all responsibility since the conditions of use are beyond our control.

REVISED: 1 December 2004

REPLACES ISSUE: 1 July 2003