

Technical Data Sheet

| Product Name | |
|---------------------|--|
| Full Product Name | 402 QD Gloss Black |
| Type of Product | 1K Alkyd Enamel Topcoat |
| Description | Concept 402 QD Gloss Black is a fast-drying high gloss equipment enamel for quick and easy, low build protection and beautification of primed steel. |

| Products | | | | | | |
|---------------------|-----------------|-----------------|---------|------------|-------|------------|
| Product Name | Volume Solids % | Weight Solids % | Density | | VOC | |
| | | | g/mL | lbs/US gal | g/L | lbs/US gal |
| 402 QD Gloss Black | 50.1 | 55.7 | 0.971 | 8.10 | 429.8 | 3.59 |
| 302 Enamel Hardener | 46.4 | 53.1 | 1.020 | 8.52 | 475.8 | 3.97 |
| 804 Enamel Thinner | 0.00 | 0.00 | 0.802 | 6.69 | 0.802 | 6.69 |

| Properties |
|--|
| <ul style="list-style-type: none"> • Superior performance when compared to other QD enamels |
| <ul style="list-style-type: none"> • Fast drying |
| <ul style="list-style-type: none"> • High gloss |
| <ul style="list-style-type: none"> • Quick and easy application |

Technical Data Sheet

Substrates

- Concept 109 Enamel Primer
- Concept 113 ZP Primer or 116 ZP Primer(HB)
- Concept 103 Etch Primer or 110 Metal Etch
- Concept 111 Universal Primer(HB)
- Previously painted enamel substrates in sound condition (always check before painting)





Substrate Preparation

| | | |
|--|-------------------|---|
| | Mild Steel | All surfaces must be thoroughly sanded and cleaned with Concept Wax & Grease Remover prior to application |
|--|-------------------|---|



Product Preparation

| | | | | | |
|--|---|--|---|---------------------------|---------------------------|
| | Reducer Note: Optional: | Up to 20% (v/v) Concept 804 Enamel Thinner, if required. If required, 302 Enamel Hardener (Mixing Ratio is 16:1) | | | |
| | Pot life @ 25°C (77°F) | N/A (3-4 hours if 302 Enamel Hardener is added) | | | |
| | Spray viscosity @ 25°C (77°F) | BSB 4 Cup Ford 4 Cup | 18-19 s 16-17 s | | |
| | Spray equipment | Gun type | Fluid tip | Spray pressure | Spray Distance |
| | Gravity Feed | 1.3-1.5 mm 0.051-0.059" | 200-240 kPa 2.0-2.4 bar 30-35 psi | 15-20 cm 6-8 inch | |
| | Suction feed | 1.3-1.5 mm 0.051-0.059" | 200-240 kPa 2.0-2.4 bar 30-35 psi | 15-20 cm 6-8 inch | |
| | HVLP | 1.3-1.5 mm 0.051-0.059" | 40-70 kPa 0.4-0.7 bar 6-10 psi | 15-20 cm 6-8 inch | |
| | Airless, Air Assisted, Electrostatic | Consult the manufacturer's instructions. | | | |

Product Preparation cont.

| | | | |
|---|-------------------------------------|------------------------------|---|
|  | Number of coats | 2 | Apply one light coat followed by one even full coat. Avoid heavy wet coats. |
|  | DFT Recommended | 40-50 µm 2.0 mils | |
|  | Flash off time @ 25°C (77°F) | 5 min between coats | |
|  | Drying | Air Dry @ 25°C (77°F) | 4-5 hours |
| <p>This data relates only to the material designated herein and does not apply to use in combination with any other material or any process. The data is not to be considered as a warranty or quality specification and we assume no liability in connection with its use.</p> | | | |

Remarks

| | |
|---|---|
|  | Stir all products thoroughly each time before use. Stir the mixture well after the weigh-out of the components. |
|  | Surface temperature must always be a minimum of 3°C (5°F) above dew point. |

Equipment Cleaning

Use recommended Concept Paints 035 Gunwash

Dry Film Properties

After 7 days drying,
when compared to similar technology products.

| | |
|--------------------------|------|
| Gloss | High |
| Water resistance | Good |
| Petrol resistance | Good |
| Durability | Good |

Technical Data Sheet

| Product Data | |
|-----------------------------|---|
| Theoretical Coverage | Approx. 6.0 m ² /L (245 ft ² /US gal) @ recommended DFT |
| Shelf Life | 36 months in an unopened container at room temperature away from sunlight. |

| Product Packaging | | |
|-------------------|---------------------|--------------|
| Product Code | Product Name | Package Size |
| IN40270000001 | 402 QD Gloss Black | 1L |
| IN40270000004 | 402 QD Gloss Black | 4L |
| IN40270000020 | 402 QD Gloss Black | 20L |
| IN80492000001 | 804 Enamel Thinner | 1L |
| IN80492000004 | 804 Enamel Thinner | 4L |
| IN80492000020 | 804 Enamel Thinner | 20L |
| IN30292000.25 | 302 Enamel Hardener | 250ml |
| IN30292000.50 | 302 Enamel Hardener | 500ml |

| Safety |
|--|
| <p>For automotive and industrial use only by professional painters. Not recommended for sale to, or use by the general public. Before using, read and follow all label and Safety Data Sheet (SDS) precautions. If mixed with other components, the mixture will have hazards of all individual components.</p> <p>Read and understand the Guidelines for the Safe Handling and Use of Isocyanate Containing Paints, including the use of approved respiratory protection and Personal Protective Equipment. Use only in a well-ventilated approved spray booth, according to local regulations.</p> |

The information provided in this documentation has been carefully selected and arranged by us. It is based upon our best knowledge on the subject at the date of issuance. The Information is given for information purposes only. We are not liable for its correctness, accuracy and completeness. It is up to the user to check if the information is current and the product is suitable for its intended purpose. The intellectual property in this Information, including patents, trademarks and copyrights, is protected. All rights reserved.

We may modify and/ or discontinue operation of all or portions of this Information at any time in our sole discretion, without notice and assume no responsibility to update the Information. All rules set forth in this clause shall apply accordingly for any future changes and amendments.

This Technical Data Sheet supersedes all previous issues.

Concept Paints
26-30 Charles Street
St Marys NSW 2760
Sydney, Australia

ph. +61 (2) 9673 2555
fax. +61 (2) 9623 1918
office@conceptpaints.com.au
www.conceptpaints.com.au