



TECHNICAL DATA SHEET

CANDY APPLE BASECOAT

PRODUCT DESCRIPTION

Spray Chief's Candy Apple Basecoat is a unique product, manufactured in Australia to suit the Australian market and conditions. When used over Spray Chief's Micro Silver Basecoat or Silver Base Basecoat, this product, which utilises the latest in paint technology, generates the most glamorous and vibrant transparent finish. When clear coated with Concepts 2K HS Eurolak Clear / Hs-Pro Clear 3:1, a high gloss finish with excellent durability and depth is achieved.

PRODUCT AND ADDITIVES

- Spray Chief Candy Apple Basecoat
- Concept Basecoat Reducer
- Concept MS Uni Hardeners
- Concept 2K HS Eurolak Clear 3:1
- Concept 2K Hs- Pro Clear 3:1


SUITABLE SUBSTRATES

- Spray Chief Micro Silver Basecoat
- Spray Chief Silver Base Basecoat

MIXING RATIO

- 1 part Spray Chief Candy Apple Basecoat colour by volume.
- 50 – 80% Concept Basecoat Reducer by volume.
- If required, 5% by volume of Concept MS Uni Hardener can be added to the Candy Apple Basecoat colour, before thinning, to activate it.

SPRAY GUN AND PRESSURE

SPRAY GUN & PRESSURE:	<ul style="list-style-type: none">• Use HVLP gravity fed gun• Tip: 1.3 – 1.5 mm• Pressure: 150 – 190 (kPa) 1.5 – 1.9 (Bar)• Fan Size: 15 – 20 cm	
----------------------------------	---	---

APPLICATION




- All surfaces must be thoroughly sanded and cleaned with a suitable Wax & Grease Remover prior to application.
- Stir thoroughly before use.
- For a better finish, with improvements in adhesion and durability, mix the Spray Chief Candy Apple Basecoat colour with 5% by volume of Concept MS Uni Hardener, before adding the reducer.
- To achieve the correct look, Spray Chief's Candy Apple Basecoat must be applied over two to three coats of Spray Chief's Micro Silver Basecoat or Silver Base Basecoat. (See the TDS for these products for the correct application procedure).
- Once the correct base has been applied:
 - Apply one medium to wet coat of the Spray Chief Candy Apple Basecoat colour, allowing 5 to 10 minutes to flash off, or until touch dry.
 - Then apply up to four to five even medium to wet coats, with a minimum 50% spray pattern.
 - Allow each coat to flash off for 5 to 10 minutes at 25°C, before applying the next coat.
 - **NOTE:** This is a multiple coat system, it is very important to take your time when applying the required coats to achieve the colour depth required. To achieve the best finish it must be applied evenly.
 - Allow a window of approximately 1 to 2 hours, but no longer than 6 hours, before applying 2K HS Eurolak Clear / Hs-Pro Clear 3:1 (See the relevant TDS).
 - **WARNING:** The spraying environment must be clean and free from any dust particles. Because any particle landing in the Candy Apple Basecoat colour will be highlighted dramatically, in the finished product.
 - **NOTE:** The main problem with applying this product is patchiness and streaking in the colour. As the coating is transparent, the more coats applied the darker the colour will be. The thickness of the paint film must be even over the entire vehicle. You must spray the entire side of the vehicle, as per the diagram.



—
RIGHT

- - -
WRONG

Disclaimer: Spray Chief has no control over the thickness or application of the product being applied nor the conditions under which it is being used. These instructions are a guide only and a test panel is recommended before use.

<p>SPRAYING VISCOSITY:</p>	<ul style="list-style-type: none"> • 18 – 20 seconds B4 cup at 25°C. 	 <p>18-20 Seconds</p>
<p>FLASH-OFF TIME:</p>	<ul style="list-style-type: none"> • 5 - 10 minutes between coats at 25°C. 	
<p>RECOATING:</p>	<ul style="list-style-type: none"> • 1 – 2 hours (max. 6 hours) at 25°C for a Dry Film Thickness of 20 – 25 Micron. 	

TECHNICAL INFORMATION

COLOUR	Large Range Available
COVERAGE:	8 m ² /L @ 25 Micron Dry Film Thickness.
VOC:	Average: 748 g/L
PACKAGING:	1LT
ITEM CODE:	SC41210110001 – SC41210140001 SC41220110001 – SC41220120001 SC41220190001 – SC41230140001 SC41230180001 – SC41240070001 SC41240090001 – SC41250130001 SC41270100001
SHELF LIFE:	12 Months

SAFETY PRECAUTIONS

Please refer to the relevant Safety Data Sheet before using this product.

The above information is reliable and accurate to the best of our knowledge at the time of preparation. Any recommendations or suggestions made are without warranty or guarantee. Users assume all responsibility since the conditions of use are beyond our control.