

Technical Data Sheet

Product Name	
Full Product Name	Concept Glass Promoter
Type of Product	1K adhesion promoter for glass
Description	Concept Glass Promoter is an adhesion promoter, specifically designed to adhere to glass substrates, example glass splash backs. This ready for use product with good flow properties, can be topcoated with either Concept's No Mix Basecoat or Concept's Unicolour 600 2K Colours.

Products						
Product Name	Volume Solids %	Weight Solids %	Density		VOC	
			g/mL	lbs/US gal	g/L	lbs/US gal
Antistatic Cleaner	0.0	0.0	0.806	6.73	806.1	6.73
Concept Glass Promoter	9.6	14.0	0.907	7.57	780.1	6.51

Properties	
<ul style="list-style-type: none"> Promotes adhesion to glass (e.g. glass splashbacks) Ready for use Good flow properties 	

Substrates	
<ul style="list-style-type: none"> Glass 	


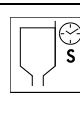





Substrate Preparation




All Glass Substrates


- Clean the glass surface thoroughly either with Concept's Antistatic Cleaner or a detergent, ensuring all contaminants are removed.
- If a detergent is used, ensure that no residues are left behind, by thoroughly rinsing the glass surface with water and allowing it to dry fully.

Product Preparation

	Reducer	Not required – product supplied ready for use. Up to 5% v/v Concept's 2K Thinner can be added, if required.			
	Pot life @ 25°C (77°F)	N/A			
	Spray viscosity @ 25°C (77°F)	BSB 4 Cup	12-13 s		
		Ford 4 Cup	10-11 s		
	Application	Using a suitable lint free cloth, apply an even film (without streaks) of the Concept Glass Promoter to the surface of the glass, or			
	Spray equipment	Gun type	Fluid tip	Spray pressure	Spray Distance
		Gravity feed	1.2-1.5 mm 0.047-0.059"	200-240 kPa 2.0-2.4 bar 30-35 psi	15-20 cm 6-8 inch
		Suction feed	1.2-1.5 mm 0.047-0.059"	200-240 kPa 2.0-2.4 bar 30-35 psi	15-20 cm 6-8 inch
		HVLP	1.3-1.4 mm 0.051-0.055"	40-70 kPa 0.4-0.7 bar 6-10 psi	15-20 cm 6-8 inch
	Number of coats	1-2	Apply one to two even coats. Avoid heavy wet coats.		
	DFT Recommended	7-10 µm 0.3-0.4 mil			
	Flash off time @ 25°C (77°F)	3-5 min between coats			



Product Preparation cont

	Drying	Air Dry @ 25°C (77°F)	30 min (before application of Basecoat or 2K colour)
---	---------------	---------------------------------	--

	Note	<ul style="list-style-type: none"> Apply Basecoat or 2K colour in accordance with the appropriate Technical Data Sheet If strong glues are used, 5% by volume of Concept Universal Hardener (MS) can be added to the Basecoat colour, to activate. Alternately, apply Concept's MS-22 2K Clear over the Basecoat colour to protect it from the glue. 	
---	-------------	--	--

This data relates only to the material designated herein and does not apply to use in combination with any other material or any process. The data is not to be considered as a warranty or quality specification and we assume no liability in connection with its use.

Remarks

	Stir all products thoroughly each time before use. Stir the mixture well after the weigh-out of the components.
	Surface temperature must always be a minimum of 3°C (5°F) above dew point.

Equipment Cleaning

Use recommended Concept Paints cleaner

Dry Film Properties

After 7 days drying,
when compared to similar technology products.

Adhesion	Excellent
-----------------	-----------

Product Data

Colour	Milky solution
Theoretical Coverage	Approx. 10.0 m ² /L (145 ft ² /US gal) @ recommended DFT
Shelf Life	36 months in an unopened container at room temperature away from sunlight.

Product Packaging

Product Code 1	Product Code 2	Product Name	Package Size
A03D/STAT	0289000	Antistatic Cleaner	1L, 4L
A03C/GLASSPRO	1069000	Glass Promoter	1L, 4L

Safety

For automotive and industrial use only by professional painters. Not recommended for sale to, or use by the general public. Before using, read and follow all label and Safety Data Sheet (SDS) precautions. If mixed with other components, the mixture will have hazards of all individual components.

Read and understand the Guidelines for the Safe Handling and Use of Isocyanate Containing Paints, including the use of approved respiratory protection and Personal Protective Equipment. Use only in a well-ventilated approved spray booth, according to local regulations.

The information provided in this documentation has been carefully selected and arranged by us. It is based upon our best knowledge on the subject at the date of issuance. The Information is given for information purposes only. We are not liable for its correctness, accuracy and completeness. It is up to the user to check if the information is current and the product is suitable for its intended purpose. The intellectual property in this Information, including patents, trademarks and copyrights, is protected. All rights reserved.

We may modify and/ or discontinue operation of all or portions of this Information at any time in our sole discretion, without notice and assume no responsibility to update the Information. All rules set forth in this clause shall apply accordingly for any future changes and amendments.

This Technical Data Sheet supersedes all previous issues.

Concept Paints
26-30 Charles Street
St Marys NSW 2760
Sydney, Australia

ph. +61 (2) 9673 2555
fax. +61 (2) 9623 1918
info@conceptpaints.com.au
www.conceptpaints.com.au