







<b>Product Name</b>	
Full Product Name	<b>Fibreglass Repair Kit</b>
Type of Product	Fibreglass resin
Description	Concept's Fibreglass Repair Kit is an excellent product to be used for repairing surfboards, cars, boats and caravans. This product has excellent adhesion to fibreglass, wood and steel.

<b>Properties</b>	
<ul style="list-style-type: none"> <li>• Fast drying</li> </ul>	
<ul style="list-style-type: none"> <li>• High build</li> </ul>	
<ul style="list-style-type: none"> <li>• Easy to sand</li> </ul>	
<ul style="list-style-type: none"> <li>• Excellent adhesion</li> </ul>	

<b>Substrates</b>	
<ul style="list-style-type: none"> <li>• Steel substrates</li> </ul>	
<ul style="list-style-type: none"> <li>• Glass reinforced polyester (GRP &amp; general types of fibreglass body parts)</li> </ul>	
<ul style="list-style-type: none"> <li>• Sound and properly prepared existing surfaces including wood, steel and fibreglass</li> </ul>	

<b>Substrate Preparation</b>	
 <b>All Substrates</b>	<p>All surfaces must be thoroughly sanded and cleaned with Concept Wax &amp; Grease Remover prior to application. Lightly rusted surfaces must be treated with Concept 025 Rust Converter</p>

<b>Product Preparation</b>			
	<p><b>Mixing</b></p> <p>For every 50mL of Concept Resin add 30 drops of Concept MEKP Catalyst, thoroughly mix (once mixed use in less than 30 minutes)</p>		
	<p><b>Pot life</b> @ 25°C (77°F)</p> <p>Cut the fibre matt to the size required allowing extra for the edges and then mix the required resin (allow only 30 minutes once mixed).</p>		
	<p><b>DFT Recommended</b></p> <p>Brush the mixed resin to the damaged area, and then place the fibreglass matt onto the mixed resin. Use a brush to saturate the matt with the mixed resin making sure that all air pockets are filled. Continue to apply layers of fibreglass matt and mixed resin as required while the resin is wet. If it dries then you will need to sand with P80, clean area and then re-apply.</p>		
	<p><b>Drying</b></p> <table border="1" style="width: 100%;"> <tr> <td style="width: 50%;"><b>Air Dry</b> @ 25°C (77°F)</td> <td style="width: 50%;">2-3 Hours</td> </tr> </table>	<b>Air Dry</b> @ 25°C (77°F)	2-3 Hours
<b>Air Dry</b> @ 25°C (77°F)	2-3 Hours		
	<p><b>Sanding</b></p> <p>Once dry sand with P80 and then clean with Concept Wax &amp; Grease Remover. To make the area smooth and level use Concept Lightweight Body Filler.</p>		
<p>This data relates only to the material designated herein and does not apply to use in combination with any other material or any process. The data is not to be considered as a warranty or quality specification and we assume no liability in connection with its use.</p>			
<b>Equipment Cleaning</b>			
<p>Use recommended Concept Paints 035 Gunwash or Acetone</p>			

Dry Film Properties	After 24 Hours drying, <u>when compared to similar technology products.</u>
Adhesion	Excellent
Filling	Excellent

Product Data	
Colour	Clear
Theoretical Coverage	Approx. 0.25 m <sup>2</sup> /L @ recommended DFT
Shelf Life	36 months in an unopened container at room temperature away from sunlight.

Product Packaging			
Product Code 1	Product Code 2	Product Name	Package Size
AU19389990.25N		Fibreglass Repair Kit	250ML

Safety
<p>For automotive and industrial use only by professional painters. Not recommended for sale to or use by the general public. Before using, read and follow all label and Safety Data Sheet (SDS) precautions. If mixed with other components, the mixture will have hazards of all individual components.</p> <p>Read and understand the Guidelines for the Safe Handling and Use of Isocyanate Containing Paints, including the use of approved respiratory protection and Personal Protective Equipment. Use only in a well-ventilated approved spray booth, according to local regulations.</p>

The information provided in this documentation has been carefully selected and arranged by us. It is based upon our best knowledge on the subject at the date of issuance. The Information is given for information purposes only. We are not liable for its correctness, accuracy and completeness. It is up to the user to check if the information is current and the product is suitable for its intended purpose. The intellectual property in this Information, including patents, trademarks and copyrights, is protected. All rights reserved.

We may modify and/ or discontinue operation of all or portions of this Information at any time in our sole discretion, without notice and assume no responsibility to update the Information. All rules set forth in this clause shall apply accordingly for any future changes and amendments.

This Technical Data Sheet supersedes all previous issues.

Concept Paints  
26-30 Charles Street  
St Marys NSW 2760  
Sydney, Australia

ph. +61 (2) 9673 2555  
fax. +61 (2) 9623 1918  
office@conceptpaints.com.au  
www.conceptpaints.com.au