

Technical Data Sheet

Product Name	
Full Product Name	Acrylic Primer
Type of Product	1K acrylic primer
Description	Concept Acrylic Primer is a 1K acrylic primer for use prior to the application of acrylic or industrial enamel paints. Concept's Acrylic Primer is fast drying with excellent adhesion properties to correctly prepared surfaces.


Products						
Product Name	Volume Solids %	Weight Solids %	Density		VOC	
			g/mL	lbs/US gal	g/L	lbs/US gal
Acrylic Primer	37.1	55.9	1.194	9.97	526.5	4.39
Multi-Thinner	0.0	0.0	0.805	6.71	803.5	6.71

Properties
<ul style="list-style-type: none"> • Excellent adhesion
<ul style="list-style-type: none"> • Fast drying
<ul style="list-style-type: none"> • Good flow properties
<ul style="list-style-type: none"> • Easy to sand with reduced paper clogging




Substrates

<ul style="list-style-type: none"> Mild Steel primed with Concept 103 Etch Primer or Concept 110 Metal Etch - Grey
<ul style="list-style-type: none"> Galvanised iron, Zinalume, Zincanneal primed with Concept 103 Etch Primer or Concept 110 Metal Etch - Grey
<ul style="list-style-type: none"> Aluminium primed with Concept 103 Etch Primer or Concept 110 Metal Etch - Grey
<ul style="list-style-type: none"> Polyester spray filler
<ul style="list-style-type: none"> Glass reinforced polyester (GRP & general types of fibreglass body parts)
<ul style="list-style-type: none"> Sound existing surfaces










Substrate Preparation

	<p>All Substrates</p>	<p>All surfaces must be thoroughly sanded and cleaned with Concept Wax & Grease Remover prior to application. Lightly rusted surfaces must be treated with Concept Light Rust & Metal Converter.</p>
---	------------------------------	--

Product Preparation



	<p>Reducer</p>	<p>150% v/v of Concept Multi-Thinner</p>	
	<p>Pot life @ 25°C (77°F)</p>	<p>N/A</p>	
	<p>Spray viscosity @ 25°C (77°F)</p>	<p>BSB 4 Cup Ford 4 Cup</p>	<p>14-18 s 12-16 s</p>

Product Preparation cont

Spray equipment	Gun type	Fluid tip	Spray pressure	Spray Distance
	Gravity feed	1.8-2.0 mm 0.071-0.079"	200-240 kPa 2.0-2.4 bar 30-35 psi	15-20 cm 6-8 inch
				
	Suction feed	1.8-2.0 mm 0.071-0.079"	200-240 kPa 2.0-2.4 bar 30-35 psi	15-20 cm 6-8 inch
	HVLP	1.5-1.8 mm 0.059-0.071"	40-70 kPa 0.4-0.7 bar 6-10 psi	15-20 cm 6-8 inch
	Number of coats	2-3	Apply one coat followed by one or two even full coats. Avoid heavy wet coats.	
	DFT Recommended	50-80 µm 2.0-3.2 mils		
	Flash off time @ 25°C (77°F)	5-10 min between coats		
	Drying	Air Dry @ 25°C (77°F)	40-60 min	
	Sanding	Wet sand with P600-P800 before applying finish coat or Dry sand with P400-P500 using an orbital sander		

This data relates only to the material designated herein and does not apply to use in combination with any other material or any process. The data is not to be considered as a warranty or quality specification and we assume no liability in connection with its use.

Remarks

	Stir all products thoroughly each time before use. Stir the mixture well after the weigh-out of the components.
	Surface temperature must always be a minimum of 3°C (5°F) above dew point.

Equipment Cleaning

Use recommended Concept Paints cleaner

Technical Data Sheet

Dry Film Properties	After 7 days drying, when compared to similar technology products.
Adhesion	Excellent
Corrosion protection	Excellent
Durability	Excellent

Product Data	
Colour	Grey
Theoretical Coverage	Approx. 4.0 m ² /L (285 ft ² /US gal) @ recommended DFT
Shelf Life	36 months in an unopened container at room temperature away from sunlight.

Product Packaging			
Product Code 1	Product Code 2	Product Name	Package Size
A03C/GRY	1086200	Acrylic Primer	1L, 4L, 20L
A08C/MT	8089200	Multi-Thinner	1L, 4L, 20L, 60L

Safety
<p>For automotive and industrial use only by professional painters. Not recommended for sale to, or use by the general public. Before using, read and follow all label and Safety Data Sheet (SDS) precautions. If mixed with other components, the mixture will have hazards of all individual components.</p> <p>Read and understand the Guidelines for the Safe Handling and Use of Isocyanate Containing Paints, including the use of approved respiratory protection and Personal Protective Equipment. Use only in a well-ventilated approved spray booth, according to local regulations.</p>

The information provided in this documentation has been carefully selected and arranged by us. It is based upon our best knowledge on the subject at the date of issuance. The Information is given for information purposes only. We are not liable for its correctness, accuracy and completeness. It is up to the user to check if the information is current and the product is suitable for its intended purpose. The intellectual property in this Information, including patents, trademarks and copyrights, is protected. All rights reserved.

We may modify and/ or discontinue operation of all or portions of this Information at any time in our sole discretion, without notice and assume no responsibility to update the Information. All rules set forth in this clause shall apply accordingly for any future changes and amendments.

This Technical Data Sheet supersedes all previous issues.

Concept Paints
26-30 Charles Street
St Marys NSW 2760
Sydney, Australia

ph. +61 (2) 9673 2555
fax. +61 (2) 9623 1918
info@conceptpaints.com.au
www.conceptpaints.com.au