


Technical Data Sheet

Product Name	
Full Product Name	S-200 Shadow Chrome
Type of Product	COB basecoat
Description	Concept S-200 Shadow Chrome is a high-performance basecoat designed for use on wheels, trim components etc. When used over a 2K Black it produces a highly reflective shadow chrome effect finish.

Products					
Product Name	Volume Solids	Weight Solids	Density		VOC
	%	%	g/mL	lbs/US gal	g/L lbs/US gal
S-200 Shadow Chrome	11.0	16.5	0.912	7.61	763.8 6.37








Properties
<ul style="list-style-type: none"> • Excellent appearance • Excellent flow and levelling

Substrates
<ul style="list-style-type: none"> • Concept MS 2K Black

Substrate Preparation	
 All Substrates	All surfaces must be thoroughly sanded and cleaned with Concept Wax & Grease Remover prior to application.

Technical Data Sheet

Product Preparation

	Reducer	Ready For Use (RFU)			
	Spray viscosity @ 25°C (77°F)	BSB 4 Cup	11-14 s	Ford 4 Cup	9-12 s
	Spray equipment	Gun type	Fluid tip	Spray pressure	Spray Distance
		Gravity feed	1.0 mm 0.045-0.047"	200-240 kPa 2.0-2.4 bar 30-35 psi	15-20 cm 6-8 inch
		Suction feed	1.0 mm 0.045-0.047"	200-240 kPa 2.0-2.4 bar 30-35 psi	15-20 cm 6-8 inch
		Touch up Gun	1.0 mm 0.045-0.047"	200-240 kPa 2.0-2.4 bar 30-35 psi	15-20 cm 6-8 inch
	Number of coats	2-3 minimum	Apply two to three even misty coats. Avoid heavy wet coats. The less coats the darker the shadow Chrome.		
	DFT Recommended	10-15 µm 0.4-0.7 mil			
	Flash off time @ 25°C (77°F)	No flash off time required.			
	Drying	Air Dry @ 25°C (77°F)	8 hours for Concept MS 2K black before applying S-200 Shadow Chrome		
		Low Bake @ 50°C (122°F)	30 min for MS 2K black before applying S-200 Shadow Chrome		



Application Processes:

1. Make sure all surfaces are clean with Concept Wax and Grease remover prior to application.
2. Mix Concept 2K Black as recommended in the TDS
3. Apply 2-3 coats of the Concept 2K Black as recommended in the TDS
4. Allow the Concept MS 2K Black to flash off 5 minutes, bake at 50°C for 30 min. Then apply the S-200 Shadow Chrome (no reducer is required)
5. Apply 2-3 misty coats of S-200 Shadow Chrome over the Concept 2K Black not allowing any flash between coats.
6. Air dry for 30 min before applying Concept clearcoat at 25°C
7. Once dry apply 2-3 coats of Concept HS 2K Eurolak Clear or HS-Pro Clear as recommended on the TDS
8. If using Concept Basecoat Black and Concept HS Clearcoat (check data sheet on drying times) under the S-200 Shadow Chrome, make sure the Concept Clear is bake as
9. recommended on the TDS before applying the S-200 Shadow Chrome. Follow then the same procedure as point 5 above.

Technical Data Sheet

This data relates only to the material designated herein and does not apply to use in combination with any other material or any process. The data is not to be considered as a warranty or quality specification and we assume no liability in connection with its use.

Remarks

	Stir all products thoroughly each time before use.
	Surface temperature must always be a minimum of 3°C (5°F) above dew point.

Product Packaging

Product Code	Product Name	Package Size
AU4128062000X	S-200 Shadow Chrome	500 ML, 1LT

Safety

For automotive and industrial use only by professional painters. Not recommended for sale to, or use by the general public. Before using, read and follow all label and Safety Data Sheet (SDS) precautions. If mixed with other components, the mixture will have hazards of all individual components.

Read and understand the Guidelines for the Safe Handling and Use of Isocyanate Containing Paints, including the use of approved respiratory protection and Personal Protective Equipment. Use only in a well-ventilated approved spray booth, according to local regulations.

The information provided in this documentation has been carefully selected and arranged by us. It is based upon our best knowledge on the subject at the date of issuance. The Information is given for information purposes only. We are not liable for its correctness, accuracy and completeness. It is up to the user to check if the information is current and the product is suitable for its intended purpose. The intellectual property in this Information, including patents, trademarks and copyrights, is protected. All rights reserved. We may modify and/ or discontinue operation of all or portions of this Information at any time in our sole discretion, without notice and assume no responsibility to update the Information. All rules set forth in this clause shall apply accordingly for any future changes and amendments. This Technical Data Sheet supersedes all previous issues.

Concept Paints
26-30 Charles Street
St Marys NSW 2760
Sydney, Australia

ph. +61 (2) 9673 2555
fax. +61 (2) 9623 1918
office@conceptpaints.com.au
www.conceptpaints.com.au