


# Technical Data Sheet

Product Name	
Full Product Name	<b>S-300 Mirror Chrome</b>
Type of Product	COB basecoat
Description	Concept S-300 Mirror Chrome is a high-performance basecoat designed for use on wheels, trim components etc. When used over a 2K Black it produces a highly reflective chrome effect finish.








Products						
Product Name	Volume Solids %	Weight Solids %	Density		VOC	
			g/mL	lbs/US gal	g/L	lbs/US gal
S-300 Mirror Chrome	11.0	16.5	0.912	7.61	763.8	6.37

Properties
<ul style="list-style-type: none"> <li>• Excellent appearance</li> <li>• Excellent flow and levelling</li> </ul>

Substrates
<ul style="list-style-type: none"> <li>• Concept MS 2K Black</li> </ul>

Substrate Preparation	
 <b>All Substrates</b>	All surfaces must be thoroughly sanded and cleaned with Concept Wax & Grease Remover prior to application.

## Product Preparation

	<b>Reducer</b>	Ready For Use (RFU)			
	<b>Spray viscosity</b> @ 25°C (77°F)	<b>BSB 4 Cup</b>	11-14 s		
		<b>Ford 4 Cup</b>	9-12 s		
	<b>Spray equipment</b>	<b>Gun type</b>	<b>Fluid tip</b>	<b>Spray pressure</b>	<b>Spray Distance</b>
		<b>Gravity feed</b>	1.0 mm 0.045-0.047"	200-240 kPa 2.0-2.4 bar 30-35 psi	15-20 cm 6-8 inch
		<b>Suction feed</b>	1.0 mm 0.045-0.047"	200-240 kPa 2.0-2.4 bar 30-35 psi	15-20 cm 6-8 inch
		<b>Touch up Gun</b>	1.0 mm 0.045-0.047"	40-70 kPa 0.4-0.7 bar 6-10 psi	15-20 cm 6-8 inch
	<b>Number of coats</b>	2-3 minimum	Apply three even misty coats. Avoid heavy wet coats.		
	<b>DFT Recommended</b>	10-15 µm 0.4-0.7 mil			
	<b>Flash off time</b> @ 25°C (77°F)	No flash off time required.			
	<b>Drying</b>	<b>Air Dry</b> @ 25°C (77°F)	8 hours for Concept MS 2K black before applying S-300 Mirror Chrome		
		<b>Low Bake</b> @ 50°C (122°F)	30 min for MS 2K black before applying S-300 Mirror Chrome		

### Application Processes:

1. Make shore all surfaces are clean with Concept Anti-Static Cleaner prior to application.
2. Mix Concept 2K Black as recommended in the TDS
3. Apply 2-3 coats of the Concept MS 2K Black as recommended in the TDS
4. Allow the Concept MS 2K Black to flash off 5 minutes, bake at 50°C for 30 min. Leave for 5 days to cure
5. Then apply the S-300 Mirror Chrome (no reducer is required)
6. Apply 2-3 misty coats of S-300 Mirror Chrome over the Concept 2K Black not allowing any flash between coats.
7. Allow the S-300 to flash off for 5 days making sure no contamination to the surface during this time
8. Then apply 2-3 coats of Concept HS-Pro Clear as recommended on the TDS

**This process will take 10 or more days to achieve the results required.**

# Technical Data Sheet

This data relates only to the material designated herein and does not apply to use in combination with any other material or any process. The data is not to be considered as a warranty or quality specification and we assume no liability in connection with its use.

## Remarks



Stir all products thoroughly each time before use.



Surface temperature must always be a minimum of 3°C (5°F) above dew point.

## Equipment Cleaning

Use recommended Concept Paints 035 Gunwash

## Dry Film Properties

After 7 days drying,  
**when compared to similar technology products.**

Flow

Excellent

## Product Data

Colour

Silver

Theoretical Coverage

Approx. 8.0 m<sup>2</sup>/L (325 ft<sup>2</sup>/US gal) @ recommended DFT

Shelf Life

36 months in an unopened container at room temperature, away from sunlight.

# Technical Data Sheet

## Product Packaging

Product Code	Product Name	Package Size
AU4128063000X	S-300 Mirror Chrome	500 ML, 1 LT

## Safety

For automotive and industrial use only by professional painters. Not recommended for sale to, or use by the general public. Before using, read and follow all label and Safety Data Sheet (SDS) precautions. If mixed with other components, the mixture will have hazards of all individual components.

Read and understand the Guidelines for the Safe Handling and Use of Isocyanate Containing Paints, including the use of approved respiratory protection and Personal Protective Equipment. Use only in a well-ventilated approved spray booth, according to local regulations.

The information provided in this documentation has been carefully selected and arranged by us. It is based upon our best knowledge on the subject at the date of issuance. The Information is given for information purposes only. We are not liable for its correctness, accuracy and completeness. It is up to the user to check if the information is current and the product is suitable for its intended purpose. The intellectual property in this Information, including patents, trademarks and copyrights, is protected. All rights reserved.

We may modify and/ or discontinue operation of all or portions of this Information at any time in our sole discretion, without notice and assume no responsibility to update the Information. All rules set forth in this clause shall apply accordingly for any future changes and amendments.

This Technical Data Sheet supersedes all previous issues.

Concept Paints  
26-30 Charles Street  
St Marys NSW 2760  
Sydney, Australia

ph. +61 (2) 9673 2555  
fax. +61 (2) 9623 1918  
office@conceptpaints.com.au  
www.conceptpaints.com.au