



Technical Data Sheet

Clear Pearl Basecoat

1K Effect Basecoat

Date: 21st October 2016

Version:01

Product Name	
Full Product Name	Clear Pearl Basecoat
Type of Product	1K effect basecoat
Description	Spray Chief Clear Pearl Basecoat is an effect basecoat, uniquely available from Spray Chief, and characterised by an unmatched finish, which can vary from a brilliant lustre to soft velvety sheen. When clear coated with Spray Chief's 2K Clear (HS) 2:1, a high gloss finish with excellent durability is achieved.

Products						
Product Name	Volume Solids %	Weight Solids %	Density		VOC	
			g/mL	lbs/US gal	g/L	lbs/US gal
Clear Blue Pearl (F10) Basecoat	17.3	24.2	0.970	8.10	735.4	6.14
Clear Copper Pearl (F10) Basecoat	17.3	24.2	0.970	8.09	735.3	6.14
Clear Gold Pearl (F10) Basecoat	17.3	24.2	0.970	8.09	735.3	6.14
Clear Green Pearl (F10) Basecoat	17.3	24.2	0.970	8.10	735.5	6.14
Clear Lilac Pearl (F10) Basecoat	17.3	24.2	0.970	8.10	735.4	6.14
Clear Red Pearl (F10) Basecoat	17.3	24.2	0.970	8.09	735.3	6.14
Clear Blue Pearl (F1) Basecoat	17.1	23.6	0.964	8.05	737.2	6.15
Clear Copper Pearl (F1) Basecoat	17.1	23.6	0.964	8.05	737.2	6.15
Clear Gold Pearl (F1) Basecoat	17.1	23.6	0.964	8.05	737.2	6.15
Clear Green Pearl (F1) Basecoat	17.1	23.6	0.964	8.05	737.3	6.15
Clear Lilac Pearl (F1) Basecoat	17.1	23.6	0.964	8.05	737.2	6.15
Clear Red Pearl (F1) Basecoat	17.1	23.6	0.964	8.05	737.2	6.15
Super Snow Basecoat	17.2	23.9	0.968	8.07	735.9	6.14
Snow Pearl Basecoat	17.2	23.9	0.968	8.08	736.1	6.14
Basecoat Reducer	17.0	23.4	0.963	8.04	737.7	6.16
2:1 MS Hardener	0.0	0.0	0.879	7.33	878.9	7.33



Technical Data Sheet

Clear Pearl Basecoat

1K Effect Basecoat

Date: 21st October 2016

Version:01

Properties

- Effect basecoat

Substrates

- Spray Chief Epoxy Primer (4:1) Black, Grey or White
- Spray Chief 1K Etch Primer Black
- Concept Paints No Mix Basecoat




Substrate Preparation



All Substrates

- All surfaces must be thoroughly sanded and cleaned with a suitable Wax & Grease Remover prior to application.
- Depending on the finish required, apply an appropriate base on which Spray Chief Clear Pearl Basecoat will subsequently be applied.
(Refer to the relevant Technical Data Sheet)

Product Preparation

 Mixing Ratio 5% (by volume)	Spray Chief Clear Pearl Basecoat	Spray Chief 2:1 MS Hardener
	100 parts	5 parts
Note: <u>This step is optional</u>	For optimal finish, with improvements in adhesion and durability, add 5% (v/v) of Spray Chief 2:1 MS Hardener to the Clear Pearl Basecoat colour, before thinning, to activate it, if required.	
 Reducer	50-80 (v/v) Spray Chief Basecoat Reducer.	
 Pot life @ 25°C (77°F)	N/A	



Technical Data Sheet








Clear Pearl Basecoat

1K Effect Basecoat

Date: 21st October 2016

Version:01

Product Preparation cont

	Spray viscosity @ 25°C (77°F)	BSB 4 Cup Ford 4 Cup	18-20 s 16-17 s		
  	Spray equipment	Gun type	Fluid tip	Spray pressure	Spray Distance
		Gravity feed	1.3-1.4 mm 0.051-0.055"	200-240 kPa 2.0-2.4 bar 30-35 psi	15-20 cm 6-8 inch
		Suction feed	1.3-1.4 mm 0.051-0.055"	200-240 kPa 2.0-2.4 bar 30-35 psi	15-20 cm 6-8 inch
		HVLP	1.2-1.3 mm 0.047-0.051"	40-70 kPa 0.4-0.7 bar 6-10 psi	15-20 cm 6-8 inch
	Number of coats	3-4	<ul style="list-style-type: none">• Apply one medium to wet coat of the Spray Chief Clear Pearl Basecoat colour• Allow 5-10 min to flash off, or until touch dry.• Apply further two to three even medium to wet coats, with a minimum 50% overlap spray pattern.• Allow each coat to flash off for 5-10 min at 25°C, before applying the next coat.		
	Application Notes	<ul style="list-style-type: none">• As this is a multiple coat system, it is very important to take time when applying the required coats to achieve the colour depth required. To achieve the best finish, each coat must be applied evenly.• Allow sufficient flash-off time of approx. 1-2 hours (max. 6 hours), before applying Spray Chief 2K Clear (HS) 2:1. Refer to the relevant Technical Data Sheet.• In order to avoid patchiness and streaking in the colour, the paint must be applied to achieve uniform thickness over the entire vehicle. Entire side of the vehicle must be sprayed, as per the diagram: <div><div><div></div>Right<div></div>Wrong</div></div>			



Technical Data Sheet






Clear Pearl Basecoat

1K Effect Basecoat



Date: 21st October 2016

Version:01

Product Preparation cont

Warning:		The spraying environment must be clean and free from any dust particles, because any particle landing in Clear Pearl Basecoat will be highlighted dramatically in the finished product.	
	DFT Recommended	20-25 µm 0.8-1.0 mil	
	Flash off time @ 25°C (77°F)	5-10 min between coats	
	Drying	Air Dry @ 25°C (77°F)	1-2 hours (max. 6 hours)
	Sanding	Lightly sand with P1200 W/D before clearcoating.	
	Overcoating	Overcoat with Spray Chief's 2K Clear (HS) 2:1.	
<p>Spray Chief has no control over the thickness or application of the product being applied nor the conditions under which it is being used. These instructions are a guide only and a test panel is recommended before use.</p> <p>This data relates only to the material designated herein and does not apply to use in combination with any other material or any process. The data is not to be considered as a warranty or quality specification and we assume no liability in connection with its use.</p>			

Remarks

	Stir all products thoroughly each time before use. Stir the mixture well after the weigh-out of the components.
	Surface temperature must always be a minimum of 3°C (5°F) above dew point.

Equipment Cleaning

Use recommended Spray Chief cleaner



Technical Data Sheet

Clear Pearl Basecoat

1K Effect Basecoat

Date: 21st October 2016

Version:01

Dry Film Properties

After 7 days drying,
when compared to similar technology products.

Colour Effect

Excellent

Product Data

Colour

Blue, Copper, Gold, Green, Lilac, Red (F10 and F1),
Snow, Super Snow

Theoretical Coverage

Approx. 8 m²/L (325 ft²/US gal) @ recommended DFT

Shelf Life

36 months in an unopened container
at room temperature away from sunlight.

Product Packaging

Product Code 1	Product Code 2	Product Name	Package Size
A16/F10BCOB	8584025	Clear Blue Pearl (F10) Basecoat	1L
A16/F10CCOB	8582023	Clear Copper Pearl (F10) Basecoat	1L
A16/F10GCOB	8581025	Clear Gold Pearl (F10) Basecoat	1L
A16/F10GRCOB	8585015	Clear Green Pearl (F10) Basecoat	1L
A16/F10LCOB	8583035	Clear Lilac Pearl (F10) Basecoat	1L
A16/F10RCOB	8583037	Clear Red Pearl (F10) Basecoat	1L
A16/F1BCOB	8584026	Clear Blue Pearl (F1) Basecoat	1L
A16/F1CCOB	8582024	Clear Copper Pearl (F1) Basecoat	1L
A16/F1GCOB	8581026	Clear Gold Pearl (F1) Basecoat	1L
A16/F1GRCOB	8585016	Clear Green Pearl (F1) Basecoat	1L
A16/F1LCOB	8583036	Clear Lilac Pearl (F1) Basecoat	1L
A16/F1RCOB	8583038	Clear Red Pearl (F1) Basecoat	1L
A16/SSCOB	8586022	Super Snow Basecoat	1L
A16/SPCOB	8586021	Snow Pearl Basecoat	1L
A16/BCTHIN	8699200	Basecoat Reducer	1L, 4L, 20L
A16/2:1HARDMS	8899200	2:1 MS Hardener	500mL, 1L



Technical Data Sheet

Clear Pearl Basecoat

1K Effect Basecoat

Date: 21st October 2016

Version:01

Safety

For automotive and industrial use only by professional painters. Not recommended for sale to, or use by the general public. Before using, read and follow all label and Safety Data Sheet (SDS) precautions. If mixed with other components, the mixture will have hazards of all individual components.

Read and understand the Guidelines for the Safe Handling and Use of Isocyanate Containing Paints, including the use of approved respiratory protection and Personal Protective Equipment. Use only in a well-ventilated approved spray booth, according to local regulations

The information provided in this documentation has been carefully selected and arranged by us. It is based upon our best knowledge on the subject at the date of issuance. The Information is given for information purposes only. We are not liable for its correctness, accuracy and completeness. It is up to the user to check if the information is current and the product is suitable for its intended purpose. The intellectual property in this Information, including patents, trademarks and copyrights, is protected. All rights reserved.

We may modify and/ or discontinue operation of all or portions of this Information at any time in our sole discretion, without notice and assume no responsibility to update the Information. All rules set forth in this clause shall apply accordingly for any future changes and amendments.

This Technical Data Sheet supersedes all previous issues.

Chilmix Pty Limited t/a Spray Chief Custom Paints
ABN 28 069 967 362
26-30 Charles Street, St Marys NSW 2760
Sydney, Australia

ph. +61 (2) 9673 2555
fax. +61 (2) 9623 1918
sales@spraychiefcustompaints.com.au
www.spraychiefcustompaints.com.au