



# Technical Data Sheet

## Candy Pearl Basecoat

1K Effect Basecoat

Date: 21<sup>st</sup> October 2016

Version:01

Product Name	
Full Product Name	<b>Candy Pearl Basecoat</b>
Type of Product	1K effect basecoat
Description	Spray Chief Candy Pearl Basecoat is a unique pearlescent effect basecoat, offering a finish which can vary from a brilliant lustre to soft velvety sheen. When clear coated with Spray Chief 2K Clear (HS) 2:1, a high gloss finish with excellent durability and depth is achieved.

Products						
Product Name	Volume Solids %	Weight Solids %	Density		VOC	
			g/mL	lbs/US gal	g/L	lbs/US gal
Candy Pearl Aqua Pearl Basecoat	13.6	19.8	0.936	7.81	750.7	6.26
Candy Pearl Blue Flip Basecoat	14.1	20.3	0.938	7.82	747.0	6.23
Candy Pearl Black Magic Basecoat	13.9	19.8	0.933	7.79	748.3	6.24
Candy Pearl Crimson Basecoat	14.5	21.3	0.944	7.88	743.2	6.20
Candy Pearl Coke Red Basecoat	14.2	20.3	0.936	7.81	746.1	6.23
Candy Pearl Peacock Basecoat	13.9	19.8	0.933	7.79	748.6	6.25
Candy Pearl Electric Blue Basecoat	13.9	19.8	0.933	7.79	748.2	6.24
Candy Pearl Flame Basecoat	14.0	20.3	0.938	7.83	747.6	6.24
Candy Pearl Golden Green Basecoat	14.1	20.3	0.938	7.82	747.0	6.23
Candy Pearl Gunmetal Basecoat	17.5	24.3	0.970	8.09	734.1	6.13
Candy Pearl Lava Red Basecoat	14.1	20.5	0.938	7.83	746.3	6.23
Candy Pearl Mandarin Basecoat	15.9	22.6	0.955	7.97	739.6	6.17
Candy Pearl Midnight Blue Basecoat	13.9	19.8	0.933	7.79	748.4	6.25
Candy Pearl Moss Green Basecoat	14.0	20.3	0.938	7.83	747.2	6.24
Candy Pearl Mulberry Basecoat	13.8	20.5	0.941	7.85	748.7	6.25
Candy Pearl Native Gold Basecoat	15.8	22.6	0.957	7.99	740.4	6.18
Candy Pearl Ocean Blue Basecoat	14.1	20.3	0.937	7.82	746.8	6.23
Candy Pearl Plum Basecoat	13.5	19.3	0.931	7.77	751.9	6.27
Candy Pearl Red Glow Basecoat	14.1	20.4	0.938	7.83	746.7	6.23
Candy Pearl Ruby Red Basecoat	14.7	21.6	0.946	7.90	741.7	6.19



# Technical Data Sheet

## Candy Pearl Basecoat

1K Effect Basecoat

Date: 21<sup>st</sup> October 2016

Version:01

### Products cont

Product Name	Volume Solids %	Weight Solids %	Density		VOC	
			g/mL	lbs/US gal	g/L	lbs/US gal
Candy Pearl Scarlet Basecoat	15.7	22.1	0.952	7.94	741.4	6.19
Candy Pearl Sable Basecoat	13.9	19.8	0.933	7.79	748.3	6.24
Candy Pearl Sunset Red Basecoat	15.6	22.2	0.952	7.95	740.6	6.18
Candy Pearl Super Sable Basecoat	14.2	20.3	0.936	7.81	746.0	6.23
Candy Pearl True Blue Basecoat	14.0	20.1	0.936	7.81	747.8	6.24
Spray Chief Basecoat Reducer	0.0	0.0	0.879	7.33	878.9	7.33
Spray Chief 2:1 MS Hardener	33.9	39.9	0.986	8.23	593.1	4.95

### Properties

- Effect basecoat

### Substrates

- Spray Chief Epoxy Primer (4:1) Black (only)
- Spray Chief 1K Etch Primer Black

### Substrate Preparation



#### All Substrates

- All surfaces must be thoroughly sanded and cleaned with a suitable Wax & Grease Remover prior to application.
- To achieve desired appearance, apply Spray Chief's Epoxy Primer (4:1) or 1K Etch Primer Black, with a minimum 50% overlap spray pattern. Refer to the relevant Technical Data Sheet.



# Technical Data Sheet









## Candy Pearl Basecoat

1K Effect Basecoat

Date: 21<sup>st</sup> October 2016

Version:01

### Product Preparation

 <b>Mixing Ratio</b> <b>5% (by volume)</b>	<b>Spray Chief Candy Pearl Basecoat</b>		<b>Spray Chief 2:1 MS Hardener</b>	
	100 parts		5 parts	
<b>Note:</b> <u>This step is optional</u>	For optimal finish, with improvements in adhesion and durability, add 5% (v/v) of Spray Chief 2:1 MS Hardener to the Candy Pearl Basecoat colour, before thinning, to activate it, if required.			
 <b>Reducer</b>	50-80 (v/v) Spray Chief Basecoat Reducer.			
 <b>Pot life</b> <b>@ 25°C (77°F)</b>	N/A			
 <b>Spray viscosity</b> <b>@ 25°C (77°F)</b>	<b>BSB 4 Cup</b> <b>Ford 4 Cup</b>	18-20 s 16-17 s		
<b>Spray equipment</b>    	<b>Gun type</b>	<b>Fluid tip</b>	<b>Spray pressure</b>	<b>Spray Distance</b>
	<b>Gravity feed</b>	1.3-1.4 mm 0.051-0.055"	200-240 kPa 2.0-2.4 bar 30-35 psi	15-20 cm 6-8 inch
	<b>Suction feed</b>	1.3-1.4 mm 0.051-0.055"	200-240 kPa 2.0-2.4 bar 30-35 psi	15-20 cm 6-8 inch
	<b>HVLP</b>	1.2-1.3 mm 0.047-0.051"	40-70 kPa 0.4-0.7 bar 6-10 psi	15-20 cm 6-8 inch
 <b>Number of coats</b>	5-6	<ul style="list-style-type: none"> <li>• Apply one medium to wet coat of the Spray Chief Candy Pearl Basecoat colour</li> <li>• Allow 5-10 min to flash off before applying further 4-5 even medium to wet coats with a minimum of 50% spray pattern to achieve the required colour depth.</li> <li>• Allow each coat to flash off for 5-10 min at 25°C, before applying the next coat.</li> </ul>		



# Technical Data Sheet

## Candy Pearl Basecoat

1K Effect Basecoat

Date: 21<sup>st</sup> October 2016

Version:01

### Product Preparation cont

#### Application Notes






- As this is a multiple coat system, it is very important to take time when applying the required coats to achieve the colour depth required. To achieve the best finish, each coat must be applied evenly.
- Allow sufficient flash-off time of approx. 1-2 hours (max. 6 hours), before applying Spray Chief 2K Clear (HS) 2:1. Refer to the relevant Technical Data Sheet.
- In order to avoid patchiness and streaking in the colour, the paint must be applied to achieve uniform thickness over the entire vehicle. Entire side of the vehicle must be sprayed, as per the diagram:



#### Warning

————— Right      - - - - - Wrong

The spraying environment must be clean and free from any dust particles, because any particle landing in Clear Pearl Basecoat will be highlighted dramatically in the finished product.

	<b>DFT Recommended</b>	20-25 µm 0.8-1.0 mil
	<b>Flash off time @ 25°C (77°F)</b>	5-10 min between coats
	<b>Drying</b>	<b>Air Dry @ 25°C (77°F)</b> 1-2 hours (max. 6 hours)
	<b>Sanding</b>	Lightly sand with P1200 W/D before clearcoating.
	<b>Overcoating</b>	Overcoat with Spray Chief 2K Clear (HS) 2:1.

Spray Chief has no control over the thickness or application of the product being applied nor the conditions under which it is being used. These instructions are a guide only and a test panel is recommended before use.

This data relates only to the material designated herein and does not apply to use in combination with any other material or any process. The data is not to be considered as a warranty or quality specification and we assume no liability in connection with its use.





# Technical Data Sheet

## Candy Pearl Basecoat

1K Effect Basecoat

Date: 21<sup>st</sup> October 2016

Version:01

Remarks	
	Stir all products thoroughly each time before use. Stir the mixture well after the weigh-out of the components.
	Surface temperature must always be a minimum of 3°C (5°F) above dew point.

Equipment Cleaning	
Use recommended Spray Chief cleaner	

Dry Film Properties	
After 7 days drying, <b><u>when compared to similar technology products.</u></b>	
Colour Effect	Excellent

Product Data	
Colour	Aqua Pearl, Blue Flip, Black Magic, Crimson, Coke Red, Peacock, Electric Blue, Flame, Golden Green, Gunmetal, Lava Red, Mandarin, Midnight Blue, Moss Green, Sable, Mulberry, Native Gold, Ocean Blue, Plum, Red Glow, True Blue, Ruby Red, Scarlet, Sunset Red, Super Sable
Theoretical Coverage	Approx. 8 m <sup>2</sup> /L (325 ft <sup>2</sup> /US gal) @ recommended DFT
Shelf Life	36 months in an unopened container at room temperature away from sunlight.



# Technical Data Sheet

## Candy Pearl Basecoat

1K Effect Basecoat

Date: 21<sup>st</sup> October 2016

Version:01

### Product Packaging

Product Code 1	Product Code 2	Product Name	Package Size
A16/CPAPCOB	8534014	Candy Pearl Aqua Pearl Basecoat	1L
A16/CPBFCOB	8534015	Candy Pearl Blue Flip Basecoat	1L
A16/CPBMCOB	8537012	Candy Pearl Black Magic Basecoat	1L
A16/CPCCOB	8533019	Candy Pearl Crimson Basecoat	1L
A16/CPCRCOB	8533020	Candy Pearl Coke Red Basecoat	1L
A16/CPEACOB	8534016	Candy Pearl Peacock Basecoat	1L
A16/CPEBCOB	8534017	Candy Pearl Electric Blue Basecoat	1L
A16/CPFCOB	8533029	Candy Pearl Flame Basecoat	1L
A16/CPGGCOB	8535009	Candy Pearl Golden Green Basecoat	1L
A16/CPGUNCOB	8537013	Candy Pearl Gunmetal Basecoat	1L
A16/CPLAVACOB	8533021	Candy Pearl Lava Red Basecoat	1L
A16/CPMANCOB	8532017	Candy Pearl Mandarin Basecoat	1L
A16/CPMBCOB	8534018	Candy Pearl Midnight Blue Basecoat	1L
A16/CPMGCOB	8535011	Candy Pearl Moss Green Basecoat	1L
A16/CPMULCOB	8533030	Candy Pearl Mulberry Basecoat	1L
A16/CPNGCOB	8531015	Candy Pearl Native Gold Basecoat	1L
A16/CPOBCOB	8534019	Candy Pearl Ocean Blue Basecoat	1L
A16/CPPCOB	8533022	Candy Pearl Plum Basecoat	1L
A16/CPRGCOB	8533023	Candy Pearl Red Glow Basecoat	1L
A16/CPRRCOB	8533024	Candy Pearl True Blue Basecoat	1L
A16/CPSCARCOB	8533025	Candy Pearl Ruby Red Basecoat	1L
A16/CPSCOB	8537014	Candy Pearl Scarlet Basecoat	1L
A16/CPSRCOB	8533026	Candy Pearl Sable Basecoat	1L
A16/CPSSCOB	8537015	Candy Pearl Sunset Red Basecoat	1L
A16/CPTBCOB	8534020	Candy Pearl Super Sable Basecoat	1L
A16/BCTHIN	8699200	Basecoat Reducer	1L, 4L, 20L
A16/2:1HARDMS	8899200	2:1 MS Hardener	500mL, 1L

### Safety

For automotive and industrial use only by professional painters. Not recommended for sale to, or use by the general public. Before using, read and follow all label and Safety Data Sheet (SDS) precautions. If mixed with other components, the mixture will have hazards of all individual components.

Read and understand the Guidelines for the Safe Handling and Use of Isocyanate Containing Paints, including the use of approved respiratory protection and Personal Protective Equipment. Use only in a well-ventilated approved spray booth, according to local regulations



# Technical Data Sheet

## Candy Pearl Basecoat

1K Effect Basecoat

Date: 21<sup>st</sup> October 2016

Version:01

The information provided in this documentation has been carefully selected and arranged by us. It is based upon our best knowledge on the subject at the date of issuance. The Information is given for information purposes only. We are not liable for its correctness, accuracy and completeness. It is up to the user to check if the information is current and the product is suitable for its intended purpose. The intellectual property in this Information, including patents, trademarks and copyrights, is protected. All rights reserved.

We may modify and/ or discontinue operation of all or portions of this Information at any time in our sole discretion, without notice and assume no responsibility to update the Information. All rules set forth in this clause shall apply accordingly for any future changes and amendments.

This Technical Data Sheet supersedes all previous issues.

Chilmix Pty Limited t/a Spray Chief Custom Paints  
ABN 28 069 967 362  
26-30 Charles Street, St Marys NSW 2760  
Sydney, Australia

ph. +61 (2) 9673 2555  
fax. +61 (2) 9623 1918  
sales@spraychiefcustompaints.com.au  
www.spraychiefcustompaints.com.au