

Technical Data Sheet

Product Name	
Full Product Name	Unicote 306 Acrylic Lacquer Base
Type of Product	1K thermoplastic acrylic topcoat
Description	Concept Unicote 306 Acrylic Lacquer Base is a 1K thermoplastic acrylic product characterised by its high gloss, excellent adhesion and long-term durability. It is ideally suited as topcoats for automotive components.

Products						
Product Name	Volume Solids %	Weight Solids %	Density		VOC	
			g/mL	lbs/US gal	g/L	lbs/US gal
341 White	70.0	84.7	1.909	15.93	291.2	2.43
342 Yellow Ochre	63.5	79.0	1.689	14.10	354.6	2.96
343 Black	60.2	64.5	1.083	9.04	384.1	3.21
344 Bright Blue	52.6	53.8	1.163	9.71	537.5	4.49
345 Green Blue	56.7	61.4	1.088	9.08	419.8	3.50
346 Violet	53.9	54.4	1.122	9.36	512.0	4.27
347 Bright Red	58.1	64.4	1.141	9.52	406.8	3.40
348 Magenta	58.6	62.6	1.072	8.94	401.4	3.35
349 Bright Yellow	56.2	62.2	1.125	9.39	425.4	3.55
350 Mid Yellow	44.2	50.1	1.085	9.06	541.8	4.52
351 Scarlet	59.8	68.5	1.240	10.35	390.3	3.26
352 Green	55.6	59.5	1.234	10.30	500.3	4.18
353 Dark Red Oxide	61.6	76.9	1.612	13.46	372.6	3.11
354 Jet Black	53.1	56.7	1.053	8.78	455.5	3.80
355 Red	63.1	66.1	1.187	9.91	402.4	3.36
371 Reduced Yellow Ochre	62.5	68.7	1.161	9.69	363.9	3.04
372 Reduced Black	61.8	65.0	1.059	8.84	370.3	3.09
373 Reduced Green Blue	61.0	64.3	1.060	8.85	378.9	3.16
374 Reduced Scarlet	61.8	66.0	1.093	9.12	371.2	3.10
375 Reduced Green	60.9	63.8	1.092	9.11	395.5	3.30
381 Silver	41.4	54.4	1.171	9.78	533.7	4.45
382 Coarse Silver	42.5	51.4	1.116	9.31	541.4	4.52
399 Flattening Base	35.9	43.2	1.094	9.13	621.5	5.19
306 Acrylic Lacquer Base	44.8	50.1	0.997	8.32	497.7	4.15
Acrylic Thinner	0.0	0.0	0.840	7.01	839.8	7.01
810 Retarder Thinner	0.0	0.0	0.884	7.38	884.0	7.38


Properties

- Superior performance
- High gloss
- Quick and easy application with fast drying

Substrates

- Mild Steel
- Aluminium
- Galvanised Iron
- Glass Reinforced Plastics (GRP)
- Previously painted substrates in sound condition

Substrate Preparation

	Mild Steel	DTM: Sand with 240 Frecut Primer: Concept Acrylic Primer - Grey Sand with P600 wet or dry
	Aluminium	Apply Concept 103 Etch Primer or Concept 110 Metal Etch or Concept 111 Universal Primer(HB) Sand with P600 wet or dry
	Galvanised Iron	Apply Concept 103 Etch Primer or Concept 110 Metal Etch or Concept 111 Universal Primer(HB) Sand with P600 wet or dry
	Glass Reinforced Plastics (GRP)	Apply Concept 103 Etch Primer or Concept 111 Universal Primer(HB) Sand with P600 wet or dry
	Previously painted Surfaces (in sound condition)	Sand with P600 wet or dry




Special Notes:

- All surfaces must be thoroughly sanded and cleaned with Concept Wax & Grease Remover prior to application.
- Use white or light coloured primers under bright yellows, oranges and reds, if required.




Technical Data Sheet

Product Preparation					
		<ul style="list-style-type: none"> • Weigh the concentrates into the required base in accordance with the relevant colour formula. • A maximum of only 10% reduced concentrates is allowed and a maximum of 35% for all concentrates, in total. • Stir or shake for a minimum of 10 minutes. • Never leave the mixture stand for more than 30 minutes before mixing. 			
	Reducer	Up to 150% (v/v) Concept Acrylic Thinner, if required 5 – 10% v/v 110 Retarder Thinner may be added (to minimize blooming)			
	Matting (if required)	Satin Finish: Add 30% of 399 Flattening Base. Matt Finish: Add 45% of 399 Flattening Base. Notes: <ul style="list-style-type: none"> • DO NOT add more than 50% of 399 Flattening Base. • 399 Flattening Base must be added before adding a hardener or thinner. • The addition of 399 Flattening Base will reduce coverage. 			
	Pot life @ 25°C (77°F)	N/A			
	Spray viscosity @ 25°C (77°F)	BSB 4 Cup	18-19 s		
		Ford 4 Cup	16-17 s		
	Spray equipment	Gun type	Fluid tip	Spray pressure	Spray Distance
		Gravity Feed	1.2-1.4 mm 0.047-0.055"	200-240 kPa 2.0-2.4 bar 30-35 psi	15-20 cm 6-8 inch
		Suction feed	1.5-2.0 mm 0.059-0.079"	200-240 kPa 2.0-2.4 bar 30-35 psi	15-20 cm 6-8 inch
		HVLP	1.2-1.3 mm 0.047-0.051"	40-70 kPa 0.4-0.7 bar 6-10 psi	15-20 cm 6-8 inch
		Airless, Air Assisted, Electrostatic	Consult the manufacturer's instructions.		
	Number of coats	3-4	Apply three to four even full coats. Avoid heavy wet coats.		

Product Preparation cont

	DFT Recommended	50 µm 2.0 mils	
	Flash off time @ 25°C (77°F)	5 min between coats	
	Drying	Air Dry @ 25°C (77°F)	Tack Free: 30 min Recoatable with itself after any time.
<p>This data relates only to the material designated herein and does not apply to use in combination with any other material or any process. The data is not to be considered as a warranty or quality specification and we assume no liability in connection with its use.</p>			

Remarks

	Stir all products thoroughly each time before use. Stir the mixture well after the weigh-out of the components.
	Before application a colour comparison is recommended
	Surface temperature must always be a minimum of 3°C (5°F) above dew point.

Equipment Cleaning

Use Concept Paints cleaner such as Concept 035 Gunwash or 808 Multi-Thinner

Dry Film Properties

After 7 days drying,
when compared to similar technology products.

Gloss 60/20°	92/80
Water resistance	Very good
Petrol resistance	Good
Durability	Very good

Technical Data Sheet

Product Data	
Theoretical Coverage	Approx. 8.0 m ² /L (325 ft ² /US gal) @ recommended DFT
Shelf Life	36 months in an unopened container at room-temperature away from sunlight.

Product Packaging		
Product Code	Product Name	Package Size
INXXXXXXXXXXXX	Unicote 300 Tinters	1L, 4L
INXXXXXXXXXXXX	Unicote 300 Metallic Tinters	1L, 4L
INXXXXXXXXXXXX	Unicote 300 Reduced Tinters	1L
IN3999003000X	399 Flattening Base	1L, 4L
IN3069000000X	306 Acrylic Lacquer Base	2.8L, 4L, 20L
AU8029200000X	Acrylic Thinner	1L, 4L, 20L
AU8109200000X	810 Retarder Thinner	1L, 4L, 20L

Safety
<p>For automotive and industrial use only by professional painters. Not recommended for sale to, or use by the general public. Before using, read and follow all label and Safety Data Sheet (SDS) precautions. If mixed with other components, the mixture will have hazards of all individual components.</p> <p>Read and understand the Guidelines for the Safe Handling and Use of Isocyanate Containing Paints, including the use of approved respiratory protection and Personal Protective Equipment. Use only in a well-ventilated approved spray booth, according to local regulations.</p>

The information provided in this documentation has been carefully selected and arranged by us. It is based upon our best knowledge on the subject at the date of issuance. The Information is given for information purposes only. We are not liable for its correctness, accuracy and completeness. It is up to the user to check if the information is current and the product is suitable for its intended purpose. The intellectual property in this Information, including patents, trademarks and copyrights, is protected. All rights reserved.

We may modify and/ or discontinue operation of all or portions of this Information at any time in our sole discretion, without notice and assume no responsibility to update the Information. All rules set forth in this clause shall apply accordingly for any future changes and amendments.

This Technical Data Sheet supersedes all previous issues.

Concept Paints
26-30 Charles Street
St Marys NSW 2760
Sydney, Australia

ph. +61 (2) 9673 2555
fax. +61 (2) 9623 1918
office@conceptpaints.com.au
www.conceptpaints.com.au