



TECHNICAL DATA SHEET

AUTO ENAMEL

PRODUCT DESCRIPTION

This is a slower drying automotive enamel with very good flow and gloss, excellent metal protection and adhesion to most surfaces.

PRODUCT AND ADDITIVES

- Concept Auto Enamel
- Concept Enamel Thinner


SUITABLE SUBSTRATES

- Concept Enamel Primer
- Concept Zinc Phosphate Primer
- Concept 1K Etch Primer
- Concept Universal 4000 Primer
- Sound Enamel surfaces.

MIXING RATIO




- Up to 20% reduction with Concept Enamel Thinner may be required.

SPRAY GUN AND PRESSURE

SPRAY GUN & PRESSURE:	<ul style="list-style-type: none">• 1.2 – 2.0 mm gravity or suction feed gun.• Pressure at 300 – 400 kPa (Gravity feed is slightly higher pressure)	
-----------------------	--	---

APPLICATION

- All surfaces must be thoroughly sanded and cleaned with Concept Wax & Grease Remover prior to application.
- Apply two to three even coats. Avoid heavy wet coats.

SPRAYING VISCOSITY:	<ul style="list-style-type: none"> • 17 – 19 seconds B4 cup at 25°C. 	
FLASH-OFF TIME:	<ul style="list-style-type: none"> • 5 minutes between coats at 25°C. 	
DRYING:	<ul style="list-style-type: none"> • 16 – 24 hours at 25°C for a Dry Film Thickness of 40 – 50 Micron. 	

TECHNICAL INFORMATION

COLOUR:	White, Black and Mixed Colours
COVERAGE:	6 m ² /L @ 50 Micron Dry Film Thickness.
VOC:	White: 457 g/L, Black: 487 g/L
PACKAGING:	1LT, 4LT, 20LT (Mixed Colours >100LT)
ITEM CODE:	A06C/AE
SHELF LIFE:	12 Months

The above information is reliable and accurate to the best of our knowledge at the time of preparation. Any recommendations or suggestions made are without warranty or guarantee. Users assume all responsibility since the conditions of use are beyond our control.

REVISED: 18 April 2013

REPLACES ISSUE: 1 December 2004