



# TECHNICAL DATA SHEET

## FULL GLOSS ACRYLIC CLEAR

### PRODUCT DESCRIPTION

This acrylic based clear lacquer has been specifically designed to give a high gloss finish to wooden surfaces. The use of special raw materials ensures a smooth even finish that has excellent flexibility, hardness and water resistance.

### PRODUCT AND ADDITIVES

- Concept Full Gloss Acrylic Clear
- Concept Lacquer Thinner


### SUITABLE SUBSTRATES

- Concept 1K Timber Sealer.
- Concept 2K Timber Sealer (4:1).

### MIXING RATIO




- 1 part Concept Full Gloss Acrylic Clear by volume.
- 1½ parts Concept Lacquer Thinner by volume.

### SPRAY GUN AND PRESSURE

SPRAY GUN & PRESSURE:	<ul style="list-style-type: none"><li>• Gravity/Suction feed 2.00mm tip.</li><li>• Pressure is approximately 300 – 400 kPa.</li></ul>	
-----------------------	---	---

## APPLICATION

- Stir thoroughly before use.
- All surfaces must be thoroughly sanded prior to application. Ensure all surfaces are clean and free from loose particles.
- Apply two to three coats.

SPRAYING VISCOSITY:	<ul style="list-style-type: none"> <li>• 18 – 19 seconds B4 cup at 25°C.</li> </ul>	 18-19 SECONDS
FLASH-OFF TIME:	<ul style="list-style-type: none"> <li>• 5 minutes between coats at 25°C.</li> </ul>	
DRYING:	<ul style="list-style-type: none"> <li>• 40 – 60 minutes at 25°C for a Dry Film Thickness of 40 – 50 Micron.</li> </ul>	

## TECHNICAL INFORMATION

<b>COLOUR:</b>	Clear
<b>COVERAGE:</b>	5 m <sup>2</sup> /L @ 50 Micron Dry Film Thickness.
<b>VOC:</b>	629 g/L
<b>GLOSS:</b>	Full
<b>PACKAGING:</b>	20LT
<b>ITEM CODE:</b>	A15/100CLEAR
<b>SHELF LIFE:</b>	12 Months

The above information is reliable and accurate to the best of our knowledge at the time of preparation. Any recommendations or suggestions made are without warranty or guarantee. Users assume all responsibility since the conditions of use are beyond our control.

**REVISED: 20 June 2013**

**REPLACES ISSUE: 26 July 2006**