



# TECHNICAL DATA SHEET

## SURFBOARD FLAT CLEAR

### PRODUCT DESCRIPTION

This acrylic based clear has been specifically designed to give a low gloss finish to Surfboards. The use of special raw materials ensures a flat but very flexible product, with excellent adhesion and water resistance.

### PRODUCT AND ADDITIVES

- Concept Surfboard Flat Clear
- Concept Acrylic Thinner
- Concept Retarder Thinner



### SUITABLE SUBSTRATES

- Concept Unicryl 3000 series.

### MIXING RATIO

- 1 part Concept Surfboard Flat Clear by volume.
- 1 part Concept Acrylic Thinner by volume.
- If needed add 5 – 10% Retarder Thinner by volume to minimise blooming.

### SPRAY GUN AND PRESSURE




SPRAY GUN &  
PRESSURE:

- Gravity/Suction feed 2.00mm tip.
- Pressure is approximately 300 – 400 kPa.



## APPLICATION

- All surfaces must be thoroughly sanded and cleaned with Concept Wax & Grease Remover prior to application.
- Apply two to three coats.

SPRAYING VISCOSITY:	<ul style="list-style-type: none"> <li>• 17 – 18 seconds B4 cup at 25°C.</li> </ul>	 17-18 SECONDS
FLASH-OFF TIME:	<ul style="list-style-type: none"> <li>• 5 minutes between coats at 25°C.</li> </ul>	
DRYING:	<ul style="list-style-type: none"> <li>• 40 – 60 minutes at 25°C for a Dry Film Thickness of 40 – 50 Micron.</li> </ul>	

## TECHNICAL INFORMATION

<b>COLOUR:</b>	Hazy
<b>COVERAGE:</b>	4 m <sup>2</sup> /L @ 50 Micron Dry Film Thickness.
<b>VOC:</b>	691 g/L
<b>GLOSS:</b>	10 – 15 at 60°
<b>PACKAGING:</b>	20LT
<b>ITEM CODE:</b>	A07C/SURF
<b>SHELF LIFE:</b>	12 Months

The above information is reliable and accurate to the best of our knowledge at the time of preparation. Any recommendations or suggestions made are without warranty or guarantee. Users assume all responsibility since the conditions of use are beyond our control.

**REVISED: 16 April 2013**

**REPLACES ISSUE: 1 December 2004**